



BIORESONANCE ACCORDING TO PAUL SCHMIDT

PRODUCT INFORMATION FOR BUILDING BIOLOGY



Please note: Irrespective of the breadth of information, advice and problem-solving approaches provided hereby and resulting from over 35 years of experience, it cannot replace the visit to a practitioner of alternative medicine or a physician with an interest in naturopathy. Further, please note that traditional orthodox medicine does not accept or even recognise the effects of bioenergetic oscillations.

© istock.com: ipopba



Table of Contents

BIORESONANCE IN BUILDING BIOLOGY	6
RAYOCOMP PS 1000 POLAR 4.0 BB	7
Highlights of the Rayocomp PS 1000 polar 4.0 BB	8
Scope of delivery of the Rayocomp PS 1000 polar 4.0 BB	9
Rayocomp PS 1000 polar 4.0 - The Modules	9
Harmony with music and sounds of nature	9
Client management for up to 250 clients	9
Client management for up to 1000 clients	9
Memory management of up to 50 personalised programs	9
Memory management of up to 99 personalised programs	9
Rayonex Analysis and Harmonising System	9
Rayocomp PS 1000 polar 4.0 - The Modules	10
Rayocomp PS 1000 polar 4.0	10
Accessories for the Rayocomp PS 1000 polar 4.0 BB	11
Battery for the Rayocomp PS 1000 polar 4.0	11
Rayocomp PS 1000 polar 4.0 BB Complete	12
Scope of delivery of the Rayocomp PS 1000 polar 4.0 BB Complete	13
"Rayocomp PS 1000 polar 4.0 BB Complete Premium"	14
Scope of delivery of the Rayocomp PS 1000 polar 4.0 BB Complete Premium	13
RAYOCOMP PS 10 BB	16
Highlights of the new Rayocomp PS 10 BB	17
Scope of delivery of the Rayocomp PS 10 BB	17
Rayocomp PS 10 BB - The Modules	17
Module: Setup precision of 0.05	17
Module: Test programs	17

Table of Contents

Module: RAH module M7 for building biology	18
We recommend the following accessories for the Rayocomp PS 10 BB	18
The Rayocomp PS 10 basic	19
Highlights of the new Rayocomp PS 10 basic	20
Scope of delivery of the Rayocomp PS 10 basic	20
Accessories for the Rayocomp PS 10 basic	20
OUR ACCESSORIES	21
Protective detector with 1.5 m connection cable	21
Pointed detector with 1.5 m connection cable	22
Spherical detector with 1.5 m connection cable	22
Hand detectors (2 pcs.)	23
Foot detector (2 pc.) with 1.0 m connection cable	23
Pillowcase 80 cm x 80 cm	25
Fitted sheet	25
Blanket 2.0 m x 1.80 m	25
Hood	26
Additional detector for hood	26
Chest and abdominal cavity 1.5 m x 0.50 m	26
Mitten	27
Sock	27
Fabric detector: 30 cm long	27
Fabric detector: 50 cm long, with Velcro fastener	28
Fabric detector 70 cm long, with Velcro fastener	28
Fabric detector 22 cm x 17 cm	28
Rayotensor with wooden handle, protective coating, connection cable, spring wire	29
Rayotensor with wooden handle in protective tube / in wooden case	29
Ball bearing Rayotensor with wooden handle and case	30
Holder for Rayotensor	30
Spare spring wires	31
Memory card set - empty	31
RAH "Green-Card"	32
Rayotensor extension cable	33
Protective cup with 1.0 m connection cable	34
Measuring cup with 1.0 m connection cable	34
Rayoscan pads	35
Ampoule holder	36
100 empty ampoules	36
100 empty ampoules for liquids	36
Rayotabs Lactose Tablets	37
BIOFIELD-FORMING DEVICES	38
Duplex IV	39
Duplex IV professional	40
Duplex III large, with earthing cable	41
E-Smog Rayonator II with 0.2 m connection cable	42
E-Smog Rayonator II with grounding cable	42
High-frequency Rayonator III with 0.2 m connection cable	43

Table of Contents

High-frequency Rayonator III with grounding cable	43
Rayonator with special setting	43
MINI-Rayonex	44
ELO-Rayex	45
CAR-Rayex	45
HF-Rayex	46
Collection	46
BUILDING-BIOLOGICAL MEASURING INSTRUMENTS	47
Gigahertz high-frequency analyser set HFE59B	48
3D-NF-analyser with data logger NFA 1000	49
3D-magnetostatic probe MS3-NFA	50
Electrostatic probe ES-NFA	51
TCO compatible plug on probe (NFA) TCO3	52
Body voltage kit NFA1000 AK2	52
Potential free measuring instrument holder (ME+NFA) PM1	53
Catohm earth tester	53
Measuring device	54
Voltage measuring cable with hand electrode for FM 10L	54
RAYSHIELD	55
Shielding foil	55
Rayshield shielding paint	56
Rayshield grounding plate screw GS	57
Rayshield grounding plate tube GT	57
Rayshield grounding plate wall GW	58
Rayshield grounding plug GP	58
Rayshield grounding cable GC-200	59
Rayshield self-adhesive grounding tape EB 2	60
Rayshield shielding curtain natural	61
Rayshield shielding fleece NCV95	62
Shielded connecting cable 2 m for cold equipment	63
Shielded extension cord with grounding contact 3 m	63
Shielded extension cord with grounding contact 5 m	63
Adapter, appliance cable on 2 poles C7 small appliances	64
Adapter, appliance cable on 3 poles C5 Laptop	64
Quadruple socket outlet, shielded, with switch	64
GOLDKIND.PRO®	65
GOLDKIND.PRO® - Radiation protection canopy	66
GOLDKIND.PRO® - Baby cot	67
GOLDKIND.PRO® - Mattress pad	68
GOLDKIND.PRO® - High performance fabric	69
TRAINING AS CERTIFIED BIORESONANCE THERAPIST ACCORDING TO PAUL SCHMIDT. . . .	70
THE WAY TO RAYONEX	71



Bioresonance in building biology

Bioresonance according to Paul Schmidt follows the cause-oriented treatment approach. From the point of view of Rayonex, this involves in particular also the testing and reduction of causal influences, such as exposure to high frequencies, electrical and magnetic alternating fields, stresses due to geological anomalies, radon gas and much more.

Overall, building biology using bioresonance according to Paul Schmidt knows 183 different frequency spectra that have to be tested individually, each of which can be allocated to a specific cause of stress for the body. When the potential stress of the client (human or animal) has been determined at the energetic level, the certified building biology metrologist working according to Paul Schmidt identifies the measures for reducing the stress.

Rayonex Biomedical GmbH offers an extensive range of products for the wide field of building biology. The first of these is the Rayocomp PS 1000 polar 4.0 BB as a stationary device with which building biology metrologist can carry out a vast array of measurements in his office. The second is the Rayocomp PS 10 BB, a mobile bioresonance device that offers the same testing possibilities. Rayonex has also developed the necessary software modules for each of these devices.

A large number of accessories are also available for the two above-mentioned bioresonance devices that provide optimum assistance for the building biology metrologist in his work.

The two BB devices mentioned above are absolutely identical with the approved devices for human medicine! As building biology does not belong to the classic school medicine, the Rayocomp PS 1000 polar 4.0 BB and the Rayocomp PS 10 BB are not recognised by the regulatory authorities and are therefore considered non-medical devices, even though they would satisfy all the tests for a medical device!

If the building biology metrologist develops solutions for his customers, he can make use of energetic, biofield-forming devices and Rayshield products, as well as Goldkind, the high-performance fabric for reducing high-frequency pulse-modulated radiation. In order that the strength of the electric smog can be determined and the implemented remedial measures validated, Rayonex Biomedical GmbH also offers the corresponding building biology measuring equipment.

Rayocomp PS 1000 polar 4.0 BB



The Rayocomp PS 1000 polar 4.0 BB is the high-end bioresonance device from Rayonex Biomedical GmbH for testing in the field of building biology.

The goal of building biology is to create an interference-free living environment for humans and animals in order to achieve the greatest possible well-being. As every person and every animal reacts individually to the living environment, tests help to find out what stresses exist in the living environment and what intensity they have.

As a universal building biology measuring instrument, the Rayocomp PS 1000 polar 4.0 BB assists the building biologist or building biology metrologist in his energy analysis work.

The analysis software contained in the Rayocomp PS 1000 polar 4.0 BB allows a comprehensive building biology energy analysis to be carried out that currently covers 189 typical building biology influences. This comprehensive test covers all areas of building biology, such as electrosmog, ionising and non-ionising radiation – particularly tests on pulse-modulated fields – geopathy or even typical pathogens, e.g. mould infestation, that can occur in the living environment. The Rayocomp PS 1000 polar 4.0 BB allows the energy tests to be carried out directly on the person or animal, or by means of substances.

The RAH is also available as an additional analysis software for building biology energy tests and can further accelerate the tests.

The measurement results can then be stored in the device's internal client management system, printed out via a printer connected to the Rayocomp PS 1000 polar 4.0 BB or archived digitally e.g. on a USB stick.

As building biology does not belong to the classic school medicine, the Rayocomp PS 1000 polar 4.0 BB is not recognised by the regulatory authorities and is therefore considered a non-medical device, even though it would satisfy all the tests for a medical device.

The development of the new Rayocomp PS 1000 polar 4.0 BB represents a real evolution in bioresonance according to Paul Schmidt. Costs of around EUR 3.5 million have been invested in the development of this new device. The Rayocomp PS 1000 polar 4.0 BB allows energy tests to be carried out to analyse the living environment and improve the well-being of humans or animals.

Highlights des Rayocomp PS 1000 polar 4.0 BB:

✓ High-speed RAH for analysis

No RAH program takes longer than 1 second before it can be used for the analysis of a building biology RAH program. That saves the user a huge amount of time.

✓ Dipole antenna system approx. 20% faster

The speed of the dipole antenna system inside the device can be increased by 20%. This saves even more time during the analyse.

✓ Integrated rechargeable battery as a comfort function

The new Rayocomp PS 1000 polar 4.0 BB contains a rechargeable battery as standard comfort function. It serves as a UPS (uninterruptible power supply), which allows the device to keep working even if the power fails.

✓ Option to update via the Internet

Users of the device can benefit from the latest developments faster than ever before because the device can be automatically updated via the Internet. The device automatically dials into the Rayonex server in Lennestadt, Germany when instructed to do so. It downloads and installs the latest software so that the new features become available after restart. Maintenance software installed on each device enables our engineers to connect to your device (of course only if you want them to) for service work or even to repair it, if necessary. You can also receive training via the Internet. And now for the next highlight: You can use the Rayocomp PS 1000 polar 4.0 BB to update the smaller portable device, the Rayocomp PS 10 BB with the latest software. The new 4.0 features allow you to use the latest developments a lot faster than ever before.

✓ Printer diversity and PDF printing

The Rayocomp PS 1000 polar 4.0 BB now features three universal drivers (Epson, Canon and HP), which means that it can be directly connected to a wide variety of printers. One of the new features of the Rayocomp PS 1000 polar 4.0 BB is the option of creating a PDF instead of printing on paper. This is particularly useful when you want to email something to clients or digitally file away documents.

✓ Adjusting background colours

The new PS 1000 polar 4.0 BB allows you to match the background colours of the display to the colours in your practice. In this way, the colour of the device blends in perfectly to your practice.

✓ Integration of training videos

The most important features of the Rayocomp PS 1000 polar 4.0 BB are explained in an understandable manner in the built-in training videos. These can be watched on the device's display. When new training videos become available, they can be easily integrated by an Internet update.

✓ Using the device in other languages

In addition to German, English, French, Italian, Spanish and Dutch, Chinese (simplified and traditional), Japanese, Russian and Hebrew language modules can now also be selected. This enhances the global use of the device and of course provides us with feedback from around the world, which in turn benefits all users.

✓ Made in Germany

All Rayocomp PS 1000 polar 4.0 BB and the portable Rayocomp PS 10 BB were developed and manufactured in Germany, in a community called Lennestadt.

✓ The internal components of the new device

All of the hardware components used in the Rayocomp PS 1000 polar 4.0 BB comply with the industry standard, but not the consumer standard. That means all the device's components are of the highest, most robust quality.

Despite all the innovations, the benefits for the predecessor model have naturally been retained:

- ✓ Bioresonance according to Paul Schmidt
- ✓ Visualisation on the display
- ✓ Client administration with an extensive memory function (art. 46030 / 46040)
- ✓ RAH Expert system (art. 46085)
- ✓ Modular software design (BWYN – buy what you need) for maximum customisation and low cost
- ✓ Purchase, rental and leasing options

Scope of delivery of the Rayocomp PS 1000 polar 4.0 BB

Art. no. 40420:

- Manual
- Book: Bioresonance according to Paul Schmidt, art. 676
- Integrated polariser
- Memory management of up to 5 personalised programs
- Client management for up to 10 clients
- 54 integrated harmonising programs
- Building Biology Test
- Update module with WLAN antenna and base
- Update cable for Rayocomp PS 10

- Power supply/charger
- Measuring cup with cover
- Protection cup with cover
- Battery for short-term protection in case of power failure
- USB stick for PDF printing
- DVI-HDMI adapter
- DVI-VGA adapter
- Case in trolley version
- Packaging board

Of course, you will be extensively introduced to the operation and use of the device by your distributor.

Rayocomp PS 1000 polar 4.0 - The Modules

HARMONY WITH MUSIC AND SOUNDS OF NATURE



A different music title has been developed for each of the 54 integrated therapy programs on the new Rayocomp PS 1000 polar 4.0. These consist of both classical music and sounds of nature. You can use the music to put the client in the right mood for the therapy session. Or it can be used during harmonisation, by adding the appropriate acoustic oscillations to the music, which the client then listens to through the headphones.

MEMORY MANAGEMENT OF UP TO 50 PERSONALISED PROGRAMS



The Rayocomp PS 1000 polar 4.0 can store internally generated programs for harmonisation. The internally generated programs, such as those to be used for testing or harmonisation, can be easily accessed via the individual menu items within the device. By default, you can save up to 5 personalised programs. This module allows you to create up to 50 personalised programs.

CLIENT MANAGEMENT FOR UP TO 250 CLIENTS



One of the great new options of the Rayocomp PS 1000 polar 4.0 is the client history. This allows you to store all of the therapy sessions, to document the course of treatment and to view, analyse and repeat older sessions as well. By default, you can manage up to 10 clients at one time. This module allows you to manage up to 250 clients.

MEMORY MANAGEMENT UP TO 99 OWN PROGRAMS



This module allows you to create up to 99 personalised programs.

CLIENT MANAGEMENT FOR UP TO 1000 CLIENTS



This module allows you to manage up to 1000 clients.

RAYONEX ANALYSIS AND HARMONISING SYSTEM



The RAH is structured along clear medical lines, both in the analysis and harmonisation phases. It was developed and arranged by company's own School for Alternative Medicine, which teaches the cause-oriented approach of bioresonance according to Paul Schmidt and the medical knowledge required to pass exams. The RAH is divided into two functions:

Rayocomp PS 1000 polar 4.0 - The Modules

the analysis function, which can identify energetic disturbances and the harmonisation function, which aims to stimulate self-regulation.

Analysis within the RAH starts with causal influences such as vitalisation, vital mineral balance, E-smog, geopathic stress, acid-base balance, etc. Then, the entire physiology is provided for testing. The cells and tissue and later the individual organ systems can then be analysed in a clearly structured way. In this way, the RAH supports intuitive testing as the therapist can quickly jump between the individual organ regions and it provides a test grid, which allows you to carry out a whole test. Thus, you can move from a general outline to greater levels of detail. For example, the entire eye region can be tested. Then, if a disturbance is detected, more detailed tests can be carried out to determine whether the disturbance affects the eye chamber, eye membranes, the eye muscles, etc. If a disturbance is detected in the membranes of the eye, this can be studied in greater detail to determine whether it affects the conjunctiva, retina, etc.

The main advantage: The ability to conduct general tests significantly speeds up the testing process and more detailed tests can be carried out if necessary. Special subitems in the analysis function allow you to test things like Schüssler salts and Bach flowers.

The RAH currently contains over 1800 frequency structures, which can be energetically analysed or harmonised.

RAYOSCAN FOR THE RAYOCOMP PS 1000 POLAR 4.0



Since 1982, Rayonex has been using the Rayotest method invented by Paul Schmidt in order to determine resonance frequencies. Although the method itself is very simple, it is also time-consuming, as it requires the therapist's full attention throughout the entire duration of the test. This is why an automated method for determining resonance frequencies became necessary. Lots of users likewise wanted to analyse the many existing RAH programs (RAH = Rayonex Analysis and Harmonization system) in the meantime and

to propose a harmonization. The new Rayoscan, which is the name of the measurement system, thus constitutes the ideal complement to the prior testing procedure, allowing therapists to perform energetic measurements independently. The Rayoscan further allows for a very quick insight into the use of bioresonance according to Paul Schmidt and additionally facilitates the work of long-standing professional users. The applying therapist then calculates the Rayoscan measurement for the client as well as the Rayotest measurement as a service.

By using the Rayoscan, the extent of the basic frequency value of the Rayocomp PS 1000 polar 4.0 should be tested, so that you are able to determine how capable it is to trigger a regulation in the body. Specifically, a basic frequency value is set, applied to the body and various heart rate parameters are then measured by means of a four-lead ECG before being calculated and then stored. This patent-pending method is based on the experience that the body reacts to a stimulus (basic frequency value of the Rayocomp PS 1000 polar 4.0), and thus the sum of all reactions thereby triggered with a small yet measurable change in heart beat quality. The Rayoscan performs what is known as a range value test. Thus, the qualitative change in the heart rate is measured for every basic frequency value and it is evaluated, whether this is significant or not for a subsequent harmonization. Based on the resonance frequencies thus determined, the frequency patterns of existing RAH programs can be compared by means of calculations and the best matches thus established.

The purpose of the Rayoscan is thus clearly an energetic testing approach which cannot be compared to conventional medical diagnostics.

The purpose of the Rayoscan is to help determine resonance frequencies automatically, without the influence of the therapist, and to save these on a Green Card so as to have them readily available for harmonisation sessions. Further, the aim is to calculate RAH programs based on the resonance frequencies thus determined and to offer them up for harmonisation; these are therefore also saved on a Green Card, making them available for home therapy with a Rayocomp PS 10 basic for example.

The Rayoscan can currently only be integrated into a Rayocomp PS 1000 polar or Rayocomp PS 1000 polar 4.0.

Scope of delivery:

- Rayoscan hardware and software (installed on the Rayocomp PS 1000 polar 4.0 by the Rayonex technical team)
- Rayoscan electrode cable for four-lead ECG
- 100 Rayoscan pads for 25 measurements

Note: The Rayocomp PS 1000 polar 4.0 is not included with the Rayoscan!

BATTERY FOR THE RAYOCOMP PS 1000 POLAR 4.0



The new Rayocomp PS 1000 polar 4.0 contains a built-in battery, which is available as an additional module. It serves as a UPS (uninterruptible power supply), which allows the device to keep working even if the power fails.

Please note that Rayonex Biomedical GmbH offers both the purchase and the leasing and rental of the devices, software modules and components.

We recommend the following accessories for the Rayocomp PS 1000 polar 4.0 BB

Art. no. 4000: Treatment chair made from solid beech with a black eco-leather cushion, built-in detector and 5 m connection cable.

Art. no. 4005: Table made from solid beech for Rayocomp with pull-out panel and detachable tray.

Art. no. 46040: Client management for up to 1000 clients.

Art. no. 35910: RAH "Green Card", set of 5. The set contains 5x RAH "Green Cards". For storage of analysis results using the Rayocomp PS 1000 polar 4.0 BB.

OPTION:

Art. no. 20125: Rayocomp PS 10 basic, basic device, case, operating manual, modules M1, M9, M11 and M12 for mobile therapy applications in the client's home.

RAYOCOMP PS 1000 POLAR 4.0 BB COMPLETE



The Rayocomp PS 1000 polar 4.0 BB Complete is a perfectly balanced product combination for professional users in building biology. The offer includes two special features: First, the Rayocomp PS 1000 polar 4.0 BB is supplied in an exclusive and extremely practical Rimowa® hard shell aluminium case. On the other hand, the Rayocomp PS 1000 polar 4.0 BB Complete is cheaper than the sum of the individual products despite the case value of almost EUR 1500.00 alone.

One might wonder about the point of kitting out a bioresonance device designed for static use with such a valuable suitcase. The obvious answer is that the Rimowa® case provides the perfect protection for a valuable device. However, there is another reason. More and more building biologists are caring for their clients at home. That led to the wish for a "mobile" version of the Rayocomp PS 1000 polar 4.0 BB. Because the Rimowa® case is equipped with coupled

wheels, it makes it very handy to transport the device without needing to carry the case.

The Rayocomp PS 1000 polar 4.0 BB Complete offer comes with the Rayocomp PS 1000 polar 4.0 BB bioresonance device, the Rayoscan and all of the important RAH software modules.

Please note: As the Rayocomp PS 1000 polar 4.0 BB is designed only for energy measurements in building biology and therefore does not belong to the classic school medicine, the Rayocomp PS 1000 polar 4.0 BB is not recognised by the regulatory authorities and is therefore considered a non-medical device, even though it would satisfy all the tests for a medical device.

The Rayocomp PS 1000 polar 4.0 BB Complete is available for rent. Minimum rental period: 3 months.

Scope of delivery of the Rayocomp PS 1000 polar 4.0 BB Complete

Art. no. 40421:

- Manual
- Book: Bioresonance according to Paul Schmidt, art. 676
- Integrated polariser
- Memory management of up to 5 personalised programs
- Client management for up to 10 clients
- 54 integrated harmonising programs
- Building Biology Test
- Update module with WLAN antenna and base
- Update cable for Rayocomp PS 10
- Power supply/charger
- Measuring cup with cover
- Protection cup with cover
- Battery for short-term protection in case of power failure
- USB stick for PDF printing
- DVI-HDMI adapter
- DVI-VGA adapter
- Rimowa case
- Packaging board
- Acupuncture oscillation therapy, article 46020
- Client management of up to 1000 patients, article 46040
- RAH C-Module, article 46083
- Rayonex Analysis and Harmonisation System (RAH), article 46085
- Rayoscan hardware and software, included 60 cm Rayoscan electrode cable and 100 Rayoscan pads, article 46094
- Rayotensor with wooden handle, protective coating, connection cable, spring wire, art. 362
- Pack of 5: RAH "Green Card", art. 35910
- Fabric detector: fitted sheet measuring 1.85 m x 0.8 m with 3 m connection cable, article 30323
- Pack of 4: Fabric detector: 30 cm long, Velcro fasteners and 1.5 m connection cable, article 30335
- Measuring device, art. 905
- 2 spherical detector with 1.5 m connection cable, art. 315

Please note that the table illustrated is not included in the scope of delivery of the Rayocomp PS 1000 polar 4.0 BB Complete.

The total price of the Rayocomp PS 1000 polar 4.0 BB is € 2,734.00 less than the combined cost of the individual products (this doesn't even take into account the Rimowa® case)

"RAYOCOMP PS 1000 POLAR 4.0 BB COMPLETE PREMIUM"

Art. no.
40422



The Rayocomp PS 1000 polar 4.0 BB Complete Premium is the top-of-the-range product combination for professional users in building biology from Rayonex Biomedical GmbH. The offer includes two special features: First, the Rayocomp PS 1000 polar 4.0 BB is supplied in an exclusive and extremely practical Rimowa® hard shell aluminium case. On the other hand, the Rayocomp PS 1000 polar 4.0 BB Complete Premium is cheaper than the sum of the individual products despite the case value of almost EUR 1500.00 alone.

One might wonder about the point of kitting out a bioresonance device designed for static use with

such a valuable suitcase. The obvious answer is that the Rimowa® case provides the perfect protection for a valuable device. However, there is another reason. More and more building biologists are caring for their clients at home. That led to the wish for a "mobile" version of the Rayocomp PS 1000 polar 4.0 BB. Because the Rimowa® case is equipped with coupled wheels, it makes it very handy to transport the device without needing to carry the case.

The Rayocomp PS 1000 polar 4.0 BB Complete Premium includes the most valuable of all equipment features that a bioresonance practice for building biologists of Rayonex Biomedical GmbH could

possibly have. It includes not only the Rayocomp PS 1000 polar 4.0 BB with Rayoscan and all the major RAH software modules, but also the rolling table for the device and the client treatment chair for measuring the building biology influences. In addition, the offer also includes a Rayocomp PS 10 basic that can be used e.g. for energisation of rooms with the additional use of a Duplex IV.

Please note: As the Rayocomp PS 1000 polar 4.0 BB is designed only for energy measurements in building biology and therefore does not belong to the classic school medicine, the Rayocomp PS 1000 polar 4.0 BB is not recognised by the regulatory authorities and is therefore considered a non-medical device, even though it would satisfy all the tests for a medical device.

Scope of delivery of the Rayocomp PS 1000 polar 4.0 BB Complete Premium

Art. no. 40422:

- Manual
- Book: Bioresonance according to Paul Schmidt, art. 676
- Integrated polariser
- Memory management of up to 5 personalised programs
- Client management for up to 10 clients
- 54 integrated harmonising programs
- Building Biology Test
- Update module with WLAN antenna and base
- Update cable for Rayocomp PS 10
- Power supply/charger
- Measuring cup with cover
- Protection cup with cover
- Battery for short-term protection in case of power failure
- USB stick for PDF printing
- DVI-HDMI adapter
- DVI-VGA adapter
- Rimowa case
- Packaging board
- Acupuncture oscillation therapy, article 46020
- Client management of up to 1000 patients, article 46040
- RAH C-Module, article 46083
- Rayonex Analysis and Harmonisation System (RAH), article 46085
- Rayoscan hardware and software, included 60 cm Rayoscan electrode cable and 100 Rayoscan pads, article 46094
- Rayotensor with wooden handle, protective coating, connection cable, spring wire, art. 362
- Pack of 5: RAH "Green Card", art. 35910
- Fabric detector: fitted sheet measuring 1.85 m x 0.8 m with 3 m connection cable, article 30323
- Pack of 4: Fabric detector: 30 cm long, Velcro fasteners and 1.5 m connection cable, article 30335
- Measuring device, art. 905
- 2 spherical detector with 1.5 m connection cable, art. 315
- Treatment chair made from beech with black eco-leather cushion, built-in detector and 5 m connection cable, art. 4000
- Table made from beech, pull-out panel, detachable tray, art. 4005
- Rayocomp PS 10 basic standard device, case, module M1, module M9, module M11, and module M12, art. 22125
- Rayotensor bracket, article 120

Please note: The Rayocomp PS 1000 polar 4.0 BB Complete Premium is not available for rent.

The total price of the Rayocomp PS 1000 polar 4.0 BB Complete Premium is € 5,023.00 less than the combined cost of the individual products (this doesn't even take into account the Rimowa® case)

Rayocomp PS 10 BB



The Rayocomp PS 10 BB is the portable bioresonance device from Rayonex Biomedical GmbH for testing in the field of building biology.

The goal of building biology is to create an interference-free living environment for humans and animals in order to achieve the greatest possible well-being. As every person and every animal reacts individually to the living environment, tests help to find out what stresses exist in the living environment and what intensity they have.

As a universal building biology measuring instrument, the Rayocomp PS 10 BB assists the building biologist or building biology metrologist in his energy analysis work.

The analysis software contained in the Rayocomp PS 10 BB allows a comprehensive building biology energy analysis to be carried out that currently covers 189 typical building biology influences. This comprehensive test covers all areas of building biology, such as electrosmog, ionising and non-ionising radiation – particularly tests on pulse-modulated fields – geopathy or even typical

pathogens, e.g. mould infestation, that can occur in the living environment. The Rayocomp PS 10 BB allows the energy tests to be carried out directly on the person or animal, or by means of substances.

The RAH is also available as an additional analysis software for building biology energy tests and can further accelerate the tests.

As building biology does not belong to the classic school medicine, the Rayocomp PS 10 BB is not recognised by the regulatory authorities and is therefore considered a non-medical device, even though it would satisfy all the tests for a medical device.

The Rayocomp PS 10 BB allows energy tests to be carried out to analyse the living environment and improve the well-being of humans or animals.

Highlights of the new Rayocomp PS 10 BB

✓ **Portabel, thanks to integrated rechargeable battery and low weight**

Despite the integrated rechargeable battery, the Rayocomp PS 10 BB weights only 1.7 kg. As a result, the device is ideal for use for testing at the client's home.

✓ **Design language**

The design of the Rayocomp PS 10 BB has been matched to the colours and appearance of the larger Rayocomp PS 1000 polar 4.0 BB so that the devices harmonise in design and colour.

✓ **Internet update option via the Rayocomp PS 1000 polar 4.0 BB**

Users of the Rayocomp PS 10 BB can now benefit from the latest developments faster than ever because the device can be automatically updated via the Internet when it is connected to a Rayocomp PS 1000 polar 4.0 BB. The latest software that had previously been downloaded to the Rayocomp PS 1000 polar 4.0 BB from the Rayonex server in Lennestadt can thus be comfortably installed on the Rayocomp PS 10 BB.

✓ **The Rayocomp PS 10 BB – Made in Germany**

The portable Rayocomp PS 10 BB is developed and manufactured in Germany, in a community called Lennestadt, in compliance with the same quality management system for medical devices, the DIN EN ISO 13485. They are also audited by TÜV Nord on an annual basis.

✓ **The internal components of the new device**

All of the hardware components used in the Rayocomp PS 10 BB comply with the industry standard, but not the consumer standard. That means all the device's components are of the highest, most robust quality.

Despite all the innovations, the benefits for the predecessor model have naturally been retained:

- ✓ Large, clearly legible display
- ✓ Quick setting of the basic frequency values
- ✓ Bioresonance according to Paul Schmidt
- ✓ Modular software design (BWYN – buy what you need) for maximum customisation and low cost
- ✓ Purchase, rental and leasing options

Scope of delivery of the Rayocomp PS 10 BB

Art. no. 20120:

Rayocomp PS 10 BB including mains power pack/charger, integrated rechargeable battery, operating manual, packaging, case

Of course, you will be extensively introduced to the operation and use of the device by your distributor.

Rayocomp PS 10 BB - The Modules

MODULE: SETUP PRECISION OF 0.05 17



This module increases the standard accuracy of the basic frequency values from 0.25 (e.g. 10.25, 10.50...) to an accuracy of 0.05 (e.g. 10.25, 10.30...).

MODULE: TEST PROGRAMS



The so-called test module integrates in the Rayocomp PS 10 a total of 13 compilations of basic frequency values including the rapid test of meridians / building biology test.

MODULE: RAH MODULE M7 FOR BUILDING BIOLOGY



In the context of the cause-oriented treatment approach of bioresonance according to Paul Schmidt, living environment measurements by building biologists are often the key to lasting treatment success. Because if the client is subjected to major electrical, magnetic or geopathic interference in his living area, and especially his sleeping environment, effective individual treatments will prove insufficient in the long term: the sources of interference must be reduced in order to achieve lasting treatment success.

To do this, building biologists need measuring devices, and ideally also a portable bioresonance device (Rayocomp PS 10) featuring all the frequency patterns encountered in the workplace. Since building biologists obviously do not require access to the scope of services covered by all the RAH programs of a M9 or M10 module, mainly to keep costs down, we developed a lightweight RAH module (M7). That way, building biologists can use a RAH module which

is accurately tailored to their work. Module M7 includes all important RAH programs needed to combat electromagnetic pollution, geopathic stress and contaminants, not to mention common pathogens such as bacteria or fungi. It comprises a total of 226 RAH programs.

Important notes:

1. Those who have modules M9 or M10 integrated into their Rayocomp PS 10 do not require module M7, as all RAH programs included in module M7 are already covered by modules M9 and M10.
2. The Rayocomp PS 10 free software version 47.00 or higher is required in order to enable module M7.

All modules can be tested free of charge (30 working hours).

We recommend the following accessories for the Rayocomp PS 10 BB

Art. no. 35910: RAH "Green Card" set of 5
The set contains 5x RAH "Green Cards".
For storage of analysis results using the Rayocomp PS 10 BB.

Art. no. 4000: Treatment chair made from solid beech with a black eco-leather cushion, built-in detector and 5 m connection cable.

Art. no. 4005: Table made from solid beech for Rayocomp with pull-out panel and detachable tray.

OPTION:

Art. no. 20125: Rayocomp PS 10 basic
Basic device, case, operating manual, modules M1, M9, M11 and M12 for mobile therapy applications in the client's home.

Please note that Rayonex Biomedical GmbH offers both the purchase and the leasing and rental of the devices, software modules and components.

THE RAYOCOMP PS 10 BASIC



For non-mobile/older persons, patients with chronic illnesses in need of ongoing therapy, and workers subject to a great deal of occupational stress, regular visits to the therapist's practice are an impossibility. That is why more and more therapists are changing over to using the bioresonance method according to Paul Schmidt in the client's home.

Rayonex has created a comprehensive bioresonance system for this purpose. The Rayocomp PS 1000 polar allows to determine the single frequency values and RAH programs a given person or animal requires (this is often called the initial test) and to store them on a "Green Card".

It is then very simple to administer the application with a Rayocomp PS 10 basic combined with the "Green Card" created for the patient. To do this, switch on the Rayocomp PS 10 basic, connect it to the respective fabric detector which the person or animal is lying on, and briefly insert the "Green Card" into the device.

Depending on the instructions of the therapist, harmonisation should be performed twice per week (the usual frequency for chronic illness) or up to daily (for acute events), saving the user from having to visit the practice every time. Harmonisation itself can usually take place while the patient is sleeping.

Depending on the timeframe over which the client needs to use the Rayocomp PS 10 basic, the therapist can rent his Rayocomp PS 10 basic out to the client, or the user can either buy or rent the device himself. In many cases, other members of the family also decide to join in the treatment, as the device is already available in the family. All that is then needed is a customised RAH "Green Card" created by the therapist. This cuts the cost of the device in half or by two thirds.

The Rayocomp PS basic can only be used for harmonisation with RAH "Green Cards". The device does not provide the option to test single frequency values or RAH programs, nor to create one's own RAH "Green Cards". This allows the therapist to ideally control his client's home therapy. Due to its lower performance range (no testing available), the Rayocomp PS 10 basic is less expensive than a similarly equipped PS 10, whether to buy or to rent.

As the Rayocomp PS 10 basic is not recognised by the regulatory authorities and is therefore considered a non-medical device, even though it would satisfy all the tests for a medical device.

Highlights of the new Rayocomp PS 10 basic

✓ **Portabel, thanks to integrated rechargeable battery and low weight**

Despite the integrated rechargeable battery, the Rayocomp PS 10 basic weights only 1.7 kg. This makes the device ideal for use at home with an RAH "Green Card".

✓ **Design language**

The design of the Rayocomp PS 10 basic has been matched to the colours and appearance of the larger Rayocomp PS 1000 polar 4.0 so that the devices harmonise in design and colour.

✓ **Internet update option via the Rayocomp PS 1000 polar 4.0**

Users of the Rayocomp PS 10 basic can now benefit from the latest developments faster than ever because the device can be automatically updated via the Internet when it is connected to a Rayocomp PS 1000 polar 4.0. The latest software that had

previously been downloaded to the Rayocomp PS 1000 polar 4.0 from the Rayonex server in Lennestadt can thus be comfortably installed on the Rayocomp PS 10 basic.

✓ **The Rayocomp PS 10 basic – Made in Germany**

The portable Rayocomp PS 10 basic is developed and manufactured in Germany, in a community called Lennestadt, in compliance with the same quality management system for medical devices, the DIN EN ISO 13485. They are also audited by TÜV Nord on an annual basis.

✓ **The internal components of the new device**

All of the hardware components used in the Rayocomp PS 10 basic comply with the industry standard, but not the consumer standard. That means all the device's components are of the highest, most robust quality.

Scope of delivery of the Rayocomp PS 10 basic

Art. no. 20125: Rayocomp PS 10 basic including mains power pack/charger, integrated rechargeable battery, M1, M9, M11 and M12 modules for mobile applications in the client's home, operating manual, packaging, case

We recommend the following accessories for the Rayocomp PS 10 basic

Art. no. 30323: fabric detector: fitted sheet.

For application of the frequency spectra while lying or sleeping.

Art. no. 359: RAH "Green Card"

The RAH programs tested in the Rayocomp PS 1000 polar 4.0 or Rayocomp PS 10 can be saved on the "Green card".

Of course, you will be extensively introduced to the operation and use of the device by your distributor.

Please note that Rayonex Biomedical GmbH offers both the purchase and the leasing and rental of the devices, software modules and components.

Our accessories

BIORESONANCE ACCORDING TO PAUL SCHMIDT – VARIETY THROUGH ACCESSORIES

The bioresonance according to Paul Schmidt is used today in a great variety of areas of human and veterinary medicine as well as in research and

development. It owes its versatility in particular to an extensive range of accessories, which can be found in this brochure.

PROTECTIVE DETECTOR WITH 1.5 M CONNECTION CABLE

Art. no.
313

The protective detector offers security in the testing and harmonisation of substances. There has always been the concern that the oscillation pattern emanating from the person or animal connected to the bioresonance device could influence the substance under investigation, during testing as well as during harmonisation procedures. Experienced therapists are aware of how sensitive especially highly potentiated substances can be. Such problems can be avoided with the protective detector and the protective cup. According to a procedure for which a patent has been applied, the oscillation patterns of the substance are only given into the circle for transfer, but are not transferred from the circle to the substance. Therefore, the substance remains available in an unadulterated state after the testing procedure, in other words, after the transfer of oscillations.



Through the protective detector the oscillation patterns of the substance under investigation are fed into the resonant circuit, while the detector does not channel those of the bioresonance device. The substance thus remains unaffected, which is an essential requirement for the validity of tests conducted.

The protective detector is supplied with a 1.5 m connection cable.

POINTED DETECTOR WITH 1.5 M CONNECTION CABLE

Art. no.
314

The pointed detector is particularly suitable for acupuncture oscillation therapy. The frequencies corresponding to the acupuncture meridians or acupuncture points are applied to the skin. The point can be precisely addressed by the spherical tip, which measures about 4 mm in diameter. An insulation on the shaft of the pointed detector provides protection for the therapist, as this prevents him from coming into contact with the resonant circuit of the client or animal.

A 1.5 m long connection cable is included in the scope of delivery of the pointed detector.



SPHERICAL DETECTOR WITH 1.5 M CONNECTION CABLE

Art. no.
315

In contrast to the pointed detector, the spherical detector at the tip of the shaft has a ball with a diameter of 10 mm with a relatively large effective area.

It is therefore excellently suited e.g. for the harmonisation of scars. The scar in question is moistened with an oil, ideally a jojoba oil (the oil itself can be energized beforehand). The frequencies necessary for harmonisation are then applied in circular movements using the ball detector.

The spherical detector is supplied with a 1.5 m connection cable.



HAND DETECTORS (2 PCS.)

Art. no.
319

The human organism has three major energetic cycles. These are the arm circulation, the leg circulation and the head circulation. The detectors are used to apply the oscillations coming from the bioresonance device or the polarized oscillations coming from the polarizer to the corresponding body circulations. By default, the hand and foot circulation is connected via hand and foot detectors during the testing or the harmonization.

Like all our detectors, these are made of a special stainless steel alloy that, unlike aluminium, brass or silver, has the distinct advantage of not retaining the body's own oscillations unlike the other materials. In our opinion, an important contribution in terms of therapist protection (e.g., at a contact) and the client protection.



The hand detectors are supplied with 1.0 m connection cables.

FOOT DETECTOR (2 PC.) WITH 1.0 M CONNECTION CABLE

Art. no.
318


Just like the hand detectors, the foot detectors are made of a special stainless steel alloy that, unlike aluminium, brass or silver, can not store the client's own oscillations. With the foot detectors, the oscillations coming from the bioresonance device or the polarized oscillations coming from the polarizer are applied in the foot circulation. So that the frequency spectra are optimally brought to the body, we recommend using either hand and foot detectors or 4 pieces of 30 cm long velcro detectors made of fabric on hands and feet.

In veterinary medicine, foot detectors are often placed in the animal's cage, which makes testing and harmonisation easy.

The foot detectors are supplied with 1.5 m connection cables.



Fabric detectors



SPECIAL FABRIC

For accurate testing and harmonisation, it is important that the materials used cannot store the oscillation spectra of the client. Therefore, a very fine stainless steel wire was woven in a special cotton fabric (patent pending).

Due to its twisting with the carrier material, it is extremely strong. Likewise, the stainless steel mesh **cannot** form oxides by moisture such as in copper.

WASHABLE

One of the special advantages of fabric detectors is that they can be washed. Please only wash the fabric detectors by hand and do not spin or put in the dryer. Improper handling of the fabric detectors (machine washing, etc.) can break the stainless steel threads.

Attention: Do not spin and do not put in the dryer.

Note: Hand washing and normal drying followed by ironing will preserve the life of the fabric detectors.

All fabric detectors should only be used for therapeutic purposes, i.e. they are only to be used for the duration

of the therapy session. They are not suitable for permanent use, e.g. fitted sheets as sleeping sheets at night.

CE DESIGNATION

Each bioresonance device automatically loses its operating permit when connecting detectors that do not have a CE marking. Since the - dermatologically tested - detectors are without exception medical class 1 devices they have been given the CE mark and are therefore suitable for combined use with bioresonance devices according to Paul Schmidt. Each detector can be safely connected by a push-button and a special adapter with the cables used so far.

More than 500 users were asked which special detectors they most needed for their work. After a detailed evaluation of the customer survey, the generation of detectors for bioresonance according to Paul Schmidt is shown on the following pages.

Incidentally, the most common request was for a tension detector, which can be conveniently used while lying down!

PILLOWCASE 80 CM X 80 CM WITH 3,0 M CONNECTION CABLE

Art. no.
30320

With the pillow case, the frequency spectra of the bioresonance devices can be ideally applied to the head, cervical spine and shoulder.

Cotton fabric with twisted stainless steel thread, washable by hand, CE marked, snap fastener

Dimensions: 80 cm x 80 cm
with 3.0 m connection cable



FITTED SHEET 1.85 M X 0.80 M WITH 3.0 M CONNECTION CABLE

Art. no.
30323

A fitted sheet as a detector for applying the frequency spectra was the most frequent customer request for the fabric detectors. With this detector, while lying or sleeping the frequency spectra are transferred to the body.

Cotton fabric with twisted stainless steel thread, washable by hand, CE marked, snap fastener

Dimensions: 80 cm x 185 cm
with 3.0 m connection cable



BLANKET 2.0 M X 1.80 M WITH 3,0 M CONNECTION CABLE

Art. no.
30324

With this detector you can cover almost the entire body and thus bring the frequency spectra to the body over a large area.

Cotton fabric with twisted stainless steel thread, washable by hand, CE marked, snap fastener

Dimensions: 180 cm x 200 cm with 3.0 m connecting cable



HOOD WITH 1.5 M CONNECTION CABLE

Art. no.
30326

This special detector is excellently suited to resonate the frequency spectra at the entire head. With the adjustable additional detector, one is included in the scope of delivery of the hood, the frequencies in the jaw area, the nose area or the eye area can also be applied.

Cotton fabric with twisted stainless steel thread, washable by hand, CE marked, snap fastener

with 1.5 m connection cable



ADDITIONAL DETECTOR FOR HOOD

Art. no.
30327

Especially if detectors are used in the area of the eyes, nose or jaw, it is indispensable from a hygienic point of view to use unloaded detectors. The additional detector can be ordered separately and is to be understood as an accessory for the hood.

Cotton fabric with twisted stainless steel thread, washable by hand, CE marked, snap fastener



CHEST AND ABDOMINAL CAVITY 1.5 M X 0.50 M WITH 1.5 M CONNECTION CABLE

Art. no.
30328

With this detector, the frequency spectra can be transferred to the entire abdominal and back area. Through several Velcro straps, it can be easily adapted to the body shape.

Cotton fabric with twisted stainless steel thread, washable by hand, CE marked, snap fastener

with 1.5 m connection cable



MITTEN WITH 1.5 M CONNECTION CABLE

Art. no.
30330

The mitten serves to harmonise the hands, joints, tendons or muscles.

Cotton fabric with twisted stainless steel thread, washable by hand, CE marked, snap fastener

with 1.5 m connection cable



SOCK WITH 1.5 M CONNECTION CABLE

Art. no.
30331

This detector has been developed for the particularly intensive harmonisation of muscles, tendons and joints on the foot.

Cotton fabric with twisted stainless steel thread, washable by hand, CE marked, snap fastener

with 1.5 m connection cable



FABRIC DETECTOR: 30 CM LONG, VELCRO FASTENERS AND 1.5 M CONNECTION CABLE

Art. no.
30335

The 30 cm Velcro detector is the most commonly used detector ever. It is mainly used on wrists and ankles.

Cotton fabric with twisted stainless steel thread, washable by hand, CE marked, snap fastener

with 1.5 m connection cable



FABRIC DETECTOR 50 CM LONG, WITH VELCRO FASTENER WITH 1.5 M CONNECTION CABLE

Art. no.
30336

The 50 cm long fabric detector is used for example, for harmonisation in the neck area. Using Velcro it can also be used on joints, for example.

Cotton fabric with twisted stainless steel thread, washable by hand, CE marked, snap fastener

with 1.5 m connection cable



FABRIC DETECTOR 70 CM LONG, WITH VELCRO FASTENER WITH 1.5 M CONNECTION CABLE

Art. no.
30337

The 70 cm long fabric detector can be adapted to different lengths with the Velcro tape. In this way, a variety of uses arise, for example, in the neck area.

Cotton fabric with twisted stainless steel thread, washable by hand, CE marked, snap fastener

with 1.5 m connection cable



FABRIC DETECTOR 22 CM X 17 CM, WITH 1.5 M CONNECTION CABLE

Art. no.
30340

This fabric detector can always be used optimally when special body organs, such as the liver, are to be reached.

Cotton fabric with twisted stainless steel thread, washable by hand, CE marked, snap fastener

with 1.5 m connection cable



RAYOTENSOR WITH WOODEN HANDLE, PROTECTIVE COATING, CONNECTION CABLE, SPRING WIRE

Art. no.
362

The Rayotensor with wooden handle was specifically designed for the Rayocomp PS 10, PS 100 and Rayocomp PS 1000. To protect the therapist, it comes with a wooden handle which insulates the user from contact with the oscillation cycle of the client. This wooden handle comprises a control button which allows to send commands to the bioresonance device during testing or harmonisation. For example, it suffices to press this button to set the next frequency value in the sequence, or to save the current one to the device for future analyses. These functions greatly increase ease of use and vastly speed up the testing process. This Rayotensor can be used like a hand detector for testing your own person by touching the metal surface at the front.



Supplied with connection cable, protective coating and spring wire.

RAYOTENSOR WITH WOODEN HANDLE

The Rayotensor with wooden handle is the most sought-after radiesthetic measuring device and has been manufactured by us for over 15 years. The low weight of the tensor ensures a fast reaction to the oscillations to be tested. The special advantage lies in the fact that the wooden handle ensures therapist protection. Thus, the person who performs a radiesthetic test is not included in the client's oscillation circuit. This is an important prerequisite

for value-neutral test results. The Rayotensor with wooden handle can be used like a hand detector during the measurement by touching the metal surface at the front of the tensor to test one's own person.

The Rayotensor with wooden handle is available in a practical protective tube as well as in an attractive wooden case.

IN PROTECTION TUBE

Art. no.
117



IN WOODEN CASE

Art. no.
118



BALL BEARING RAYOTENSOR WITH WOODEN HANDLE AND CASE

Art. no.
119

The ball-bearing Rayotensor with wooden handle is a further development of the Rayotensor with wooden handle and combines the advantages of a low weight and a ball-bearing antenna basket. The low weight of the tensor ensures a fast reaction to the oscillations to be tested. Here, too, the advantage lies in the fact that the wooden handle ensures therapist protection. Thus, the person who performs a radiesthetic test is not included in the client's oscillation circuit. This is an important prerequisite for value-neutral test results. For the testing of the own person, the Rayotensor with wooden handle can be used by touching the metal surface in front at the tensor like a hand detector. The ball-bearing Rayotensor with wooden handle is delivered in a shapely wooden case.



HOLDER FOR RAYOTENSOR

Art. no.
120

The holder for the Rayotensor was developed to protect the antenna basket. The solid beech wood construction allows the storage of Rayotensors with or without cable as well as for Rayotensors of the Rayocomp devices.

The holder is suitable for Rayotensors with the article numbers: 117, 118, 119 and 362.



SPARE SPRING WIRES

If the spring wire of a Rayotensor with wooden handle (art. no. 117, 118, 362) or of a Rayotensor with ball bearing and wooden handle (art. no. 119) breaks despite the robust design, replacement spring wires in different wire thicknesses can be ordered. As standard, the Rayotensors mentioned are supplied with a wire thickness of 0.7 mm. Many radiesthetes have very strong deflections of the antenna basket. Here we recommend replacement spring wires with stronger wire diameters.



Spare spring wire with diameter 0.7 mm

Art. no.
36107

Spare spring wire with diameter 0.8 mm

Art. no.
36108

Spare spring wire with diameter 0.9 mm

Art. no.
36109

Spare spring wire with diameter 1.0 mm

Art. no.
36110

MEMORY CARD SET - EMPTY

With the help of memory cards, individually found interference values can be stored and recalled very conveniently and quickly. Let's assume that a range value test shows 85 found resonance points. These can be saved on a memory card after the test. If the client comes for further harmonisation, the interference values on the memory card can be read at the Rayocomp and are immediately available again. The memory cards can be deleted and rewritten by the user. The memory cards are also ideal for creating your own therapy programs.

A total of four different memory card types are available, which differ in their memory capacity. There are memory cards with a capacity of 50, 100, 200 and 500. The number indicates the maximum number of interferences that can be stored.



Art. no.
355

Memory card for 50 (empty)
Art no. 355

Art. no.
375



Set includes: 6 memory card for 50,
1 memory card for 100,
1 memory card for 200,
1 memory card for 500

RAH "GREEN CARD"

Art. no.
359

The RAH programs tested in the Rayocomp PS 1000 polar or Rayocomp PS 10 can be saved on the new "Green card". As the RAH programs are often harmonised for different amounts of time, up to 200 RAH programs and their individual harmonising times can be saved on a RAH "Green card". The contents stored on the RAH "Green Card" can obviously also be deleted, overwritten or write-protected.



An RAH "Green Card" combines the bioresonance according to Paul Schmidt and RAH seamlessly. As the use of RAH-programmes is often accompanied by single frequencies of the bioresonance according to Paul Schmidt (e.g. from an individual range value test), it is possible to store single frequencies (up to 500 different values), as well as RAH-programmes on the RAH "Green Card". In addition, a special function was created under the main menu item of the Rayocomp PS 1000 polar and the Rayocomp PS 10. If you insert an RAH "Green Card", an automatic harmonisation sequence begins. The single frequencies saved on the "Green Card" are harmonised first, each for 30 seconds. After that, the RAH programs that are saved on the same card are harmonised. Thus, an RAH "Green Card" compiled by the therapist, can easily be used by the client at home.

RAH "Green Card" (empty)
5 memory cards

Art. no.
35910



RAYOTENSOR EXTENSION CABLE

Art. no.
36202

Especially within veterinary medicine, the use of the new sickle detectors allows the animal to stand some distance from the bioresonance device.

When this happens, the 1.5 m long cable at a Rayotensor is often too short. In this case the extension cable for the Rayotensor can be used. It is simply inserted and screwed like an extension between the connection of the Rayotensor and the bioresonance device. The connection is protected from dirt and moisture by a cover included in the scope of delivery. The Rayotensor extension cable has a length of 5m.



PROTECTIVE CUP WITH 1.0 M CONNECTION CABLE

Art. no.
330

The protective cup was developed for the purpose of substance oscillation transfer or harmonisation. It allows the transfer to happen without the risk of oscillation patterns from the client or the bioresonance device reaching the substance and thus "contaminating" it with foreign oscillation patterns. There is a further effect to consider: If you place several substances into the protective cup, they can no longer influence one another. Thus, the information from up to 12 different substances can be transferred at once. In summary, using a protective detector as well as a protective cup will facilitate a safe and reproducible testing and harmonisation of substances. This is an important contribution to reliable measurements and successful therapies.

Please note: the protective cup is not suitable for energizing substances (e.g. Rayotabs), please use the measuring cup for this.

The scope of delivery includes a 1.0 m long connection cable.



MEASURING CUP WITH 1.0 M CONNECTION CABLE

Art. no.
378

The measuring cup has been a standard accessory in bioresonance according to Paul Schmidt for many years. It is mainly used to energize frequency carriers. When transferring urine or blood, it serves as a receptacle for slides and smaller glass vessels. When Rayotabs are energized, they are filled into the measuring cup and the desired frequencies are transferred with the bioresonance device.

The scope of delivery includes a 1.0 m long connection cable.



RAYOSCAN PADS

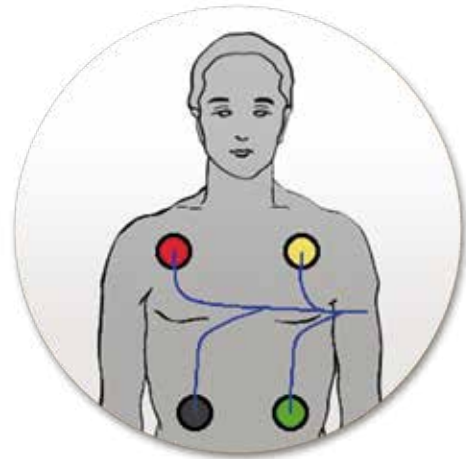
The Rayoscan serves to assess heart signals under the influence of frequencies emitted by the Rayocomp PS 1000 polar. The Rayoscan pads serve as an interface between the client and the measuring electronics of the Rayoscan. For this purpose, the Rayoscan pads are adhered onto the upper body of the client. Since the Rayoscan is used for a four-lead connection, four Rayoscan pads are required per measurement. Please bear in mind that Rayoscan pads are intended for single use only.

The arrangement order of the Rayoscan pads is very easy to remember, being identical to that of the colours of a traffic light. The first Rayoscan pad (1.) is positioned to the client's left hand side - slightly higher than the naval - and connected to the green electrode cable. The one above is yellow (2), followed by red (3). To avoid confusion, the last Rayopad (4.) is then connected with the black electrode cable (see manual).

Important: Only Rayoscan pads should be used in conjunction with the Rayoscan, because extensive tests have shown that these are the only pads to meet the requirements of bioresonance according to Paul Schmidt and optimally pick up heart signals. Indeed, Rayoscan pads do not only detect cardiac signals. Using a special technology, the Rayoscan Pads also transfer the frequency patterns of the bioresonance device to the client's body, thus supporting the detectors.

We aim to make the pack of 1000 Rayoscan pads (for 250 clients), Article nr. 35931 as cost-effective as possible. Should you find a 1000 pack online at a lower cost under the same conditions of sale (e.g., free shipping), please let us know. Thank you in advance.

Rayoscan pads are supplied in light- and moisture-proof packs of 25.



**25 Rayoscan Pads,
Blue Sensor, Type VL-00-S**



**1000 pcs. Rayoscan pads,
Blue Sensor, Type VL-00-S**



AMPOULE HOLDER

Art. no.
440

The empty ampoule holders are ideal for protecting and setting up your own test sets. Each ampoule holder can hold up to 34 ampoules.

Empty ampoule holder (22 cm x 15.5 cm A5)



100 EMPTY AMPOULES

Art. no.
441

Even if the variety of test sets on offer contains the most important substances, it goes without saying that not all of them can be covered. We therefore offer empty ampoules for both solid and liquid substances for the construction of our own individual test sets.

Stoppers and labels are also included.



100 EMPTY AMPOULES FOR LIQUIDS

Art. no.
442

Empty ampoules for both solid and liquid substances are available for the construction of your own test sets. The ampoules for liquid substances have a smaller opening and a much tighter stopper so that no liquids can escape.

Stoppers and labels are also included.



RAYOTABS LACTOSE TABLETS

The Rayotabs provide an excellent possibility for carrying out tests into the energisation of substances. Rayotabs are also used to investigate placebo effects. In such cases, 3 x 3 Rayotabs are taken daily by the test person. Since a test series normally lasts 14 days, the small doses contain 126 lactose "tablets" (3 x 3 x 14). Larger and therefore cheaper packaging units are also available. Due to the relevant laws, we would like to point out that the production and distribution of substances to which a healing effect is attributed is reserved exclusively for authorised experts.

Ingredients:

99.25 % lactose, 0.75 % magnesium stearate

Manufacturer:

Rayonex Biomedical GmbH



Rayotabs lactose tablets (1 x 126 pieces)



Rayotabs lactose tablets (1 x 1000 pieces)

Biofield-forming devices

"OUR SOLUTION FOR LOCATION-BOUND INFLUENCES"

Location-bound disturbances often have a long-term influence on our organisms. For example, if our sleeping place is subject to high electric, magnetic or pulsed fields, these can disturb us throughout our sleep, a period which can take up almost a third of our life span, after all. Humans have no senses to detect these disturbances. We can neither, smell, taste, hear, feel nor see a phenomenon like electromagnetic pollution, therefore we have no means of protection against it, we cannot run away or avoid it. The same goes for geological disturbance zones.

Bioresonance according to Paul Schmidt is applicable for all purposes of diagnosis as well as therapy and is very useful for evaluating the influences of location-bound burdens. This is important, because whenever a burden is affecting the organism for a certain period of time, typical disturbed frequency spectra appear in the body. If a disturbance of the corresponding frequency value is diagnosed, the therapist can see immediately that the client is suffering from electromagnetic pollution or from the influence of some kind of geological disturbance zone, for instance. This alone is beneficial because now the patient can receive advice on how to reduce the specific burden.

But the bioresonance method according to Paul Schmidt has much more to offer for reducing these interferences. Therefore it made perfect sense to design instruments for harmonising the burdened frequency spectra of the organism to prevent disturbances from becoming manifest. So now the therapist, construction biologist or private user can rely on devices specifically designed to protect against electro-magnetic pollution and geopathic disturbance zones device which have been helpful for decades and have proven their value many thousands of times.

And best of all: Bioresonance according to Paul Schmidt is able to prove the efficiency of these devices – by showing the disturbance reduction of the frequency spectra in our organism.



For these devices there are interesting cell biological studies show that by means of such fundamental frequency values the regulation ability of cell structures can be affected very positive. The studies can be found at: www.rayonex.de/en/our-service/scientific-research-and-knowledge.

Ever since the establishment of Rayonex, we have been focussed on the development of bio-field forming devices. In line with bioresonance according to Paul Schmidt, those frequency spectrum which have a de-stabilising effect on the organism (grids, underground watercourses, geological faults, etc.) have been determined. The duplex bio-field forming devices have inside, a resonance system which is attuned precisely to the frequency spectrum of the geological interference zones. These are emitted into the room by the Duplex bipolar, which has a regulating effect on people in line with bioresonance according to Paul Schmidt.

Why was the new development of the Duplex IV necessary? The reason behind the new development is the changed environmental conditions which affect not only us, but also the bio-field forming devices. Due to the increased stress potential, the old Duplex devices can no longer supply the frequency spectrum in the original and necessary intensity. First and foremost, it is electrosmog which has greatly increased, making it necessary to come up with a new development. The Duplex III generation has already been optimised to take into account the changed environmental conditions. If the geopathic stresses are not too high, these devices can still be used, no question. However, if high levels of stress caused by electrosmog are pre-sent – caused mainly by pulse-modulated radiation – the new Duplex IV is recommended: it is currently the most powerful bio-field forming device in the Rayonex range.

By using bioresonance according to Paul Schmidt, the reduced stress potential becomes evident following installation of the Duplex IV. This process can sometimes take anything up to six months.


To ensure that the device's polarity remains unchanged despite exposure to heavy burdens, it is made entirely from a special stainless steel alloy. This does away with the earthing of the device which used to be required. Additionally, the intensity of the emitted frequencies is increased. The new Duplex IV is also insensitive to the negative influences of the installation site.



Please note that the Duplex IV has been developed mainly with the aim of reducing geopathic stresses. If the device is also to be used to combat stresses caused by electrosmog, combination with other Rayonators is essential (see the E-Smog Rayonator II, the HF-Rayonator III).

Duplex IV, made by stainless steel, without earthing cable

Everyone picks up a wide range of burdens from their work or home environments or any other place they spend a lot of time. These can range from geopathic burdens, to burdens caused by electrosmog, environmental toxins, pollutants and mould. If you test a group of people living in the same environment, you will find more than one type of burden as burdens can be picked up at home, at work or children may pick them up from their school environment. How can we tackle these individual burdens? By adapting a biofield forming device to the individual burdens! The new Duplex IV professional is designed specifically for this purpose. A saliva sample is taken from each member of the family to test for over 189 biologically associated resonance values. These are used to discover the burdens that affect this group of people. The resonance values are determined using the Rayocomp PS 1000 polar or a Rayocomp PS 10 bioresonance device by measuring energy and subsequently transferring the values to the Duplex IV via a special programming cable. The result is an individualised, biofield forming device for the family. The graph illustrates this correlation.



The graph shows the intensity of the different fundamental frequency values in the environment which need to be harmonized by the Duplex IV professional. The Duplex IV (and, of course, the Duplex IV professional) displays an intensity for each of the 200 important fundamental frequency values (shown in grey) and in this way provides basic harmonization to the area surrounding the Duplex IV. Measuring the 189 biological fundamental frequency values tests the resonance values in the vicinity of the Duplex IV that are biologically important to human beings. After measurement, 74 resonance values (shown in red), for example, can be transferred by the building biology metrologist to the Duplex IV professional via the programming cable. If there is any particularly heavy burden caused by electrosmog



or pulse-modulated radiation, this can be observed by connecting a corresponding Rayonator to the Duplex IV professional (shown in green).

Since the burdens that affect family members may change, or new members may enter the family, a new measurement can be performed and the updated resonance values transferred to the Duplex IV professional. Thus, the Duplex IV professional can adapt to the needs of the family at any time. This makes it a perfect, future-orientated investment in the health of the family.

Important information:

The testing of the 189 building biology measurement values and the storage of the found resonance values on the Duplex IV professional are carried out exclusively by the building biology measurement technicians trained at the Paul Schmidt Academy. Therefore, a Duplex IV professional can only be set up by a building biology measurement technician with additional training in bioresonance according to Paul Schmidt.

DUPLEX III LARGE, WITH EARTHING CABLE

Art. no.
230

In line with bioresonance according to Paul Schmidt, those frequency spectrum which have a de-stabilising effect on the organism (grids, underground watercourses, geological faults, etc.) have been determined many years ago. The duplex bio-field forming devices have inside, a resonance system which is attuned precisely to the frequency spectrum of the geological interference zones. These are emitted into a given space via the Duplex bipolar – with regulating effects for human beings. The duplex comes in two different sizes to suit different intensity requirements. Due to the greatly increased loads, it is not surprising that a large Duplex is used in over 90% of cases.

Very often, however, in addition to strong geopathic stress, electrosmog also occurs at the same time. With the E-Smog-Rayonator an excellent possibility is available to extend the Duplex III, which – as already described – is especially designed for geopathic stress, also for stress caused by electrosmog.

In analogy to the human body in which a given organ is controlled based on more than one frequency, electrosmog is characterised by several points of resonance. The frequency analysis of an electric and magnetic field using the bioresonance method according to Paul Schmidt results in six basic frequency values: (22.5) (40.0) (77.5) (78.5) (89.5) and (99.5).

Weight 3,58 kg, height 49,5 cm



Rayonators

Electric and magnetic fields can be found in our highly technological world virtually everywhere. Wherever this type of data transmission is used, these fields exist. Whether in the office or at home - unfortunately also in bedrooms or stables - we are often exposed to these fields all day long.

When examining people or animals who were exposed to pulse-modulated fields for a long time with Bioresonance according to Paul Schmidt, you will always find the same resulting regulation deficits. Bioresonance according to Paul Schmidt characterizes these deficits through a total of ten special basic frequency values (23.67; 26.76; 34.57; 78.65; 79.55; 86.85; 87.79; 88.64; 99.30; 99.75).

Precisely these ten basic frequency values were integrated, according to the principles of bioresonance according to Paul Schmidt, in the Rayonators using ten dipole antenna systems. Studies of cell biology show that using these basic frequency values the organism's capacity for regulations can be very positively influenced. The studies can be found at: www.rayonex.de/en/our-service/scientific-research-and-knowledge.

Use: Set up the Rayonators in upright position next to a duplex biofield emitter (Duplex III or Duplex IV) and connect both devices with the 20 cm-long connection cable included with delivery.

E-SMOG RAYONATOR II WITH 0.2 M CONNECTION CABLE

Art. no.
32740

Six integrated frequency spectra:
22.50 | 40.00 | 77.50 | 78.50 | 89.50 | 99.50



E-SMOG RAYONATOR II WITH GROUNDING CABLE

Art. no.
32741

Six integrated frequency spectra:
22.50 | 40.00 | 77.50 | 78.50 | 89.50 | 99.50



HIGH-FREQUENCY RAYONATOR III WITH 0.2 M CONNECTION CABLE

Art. no.
32745

Ten integrated frequency spectra:
23.67 | 26.76 | 34.57 | 78.65 | 79.55
86.85 | 87.79 | 88.64 | 99.30 | 99.75



HIGH-FREQUENCY RAYONATOR III WITH GROUNDING CABLE

Art. no.
32746

Ten integrated frequency spectra:
23.67 | 26.76 | 34.57 | 78.65 | 79.55
86.85 | 87.79 | 88.64 | 99.30 | 99.75



RAYONATOR WITH SPECIAL ADJUSTMENT

Art. no.
327

One of the most successful methods of bioresonance according to Paul Schmidt is the range value test. With this bioresonance method, the individually necessary resonance spectrum is tested and then harmonised. During the test, base frequency values that have to be harmonised very tenaciously are repeatedly noticed, which can be fixed in a Rayonator and are therefore directly and quickly available for harmonisation. Up to 10 different basic frequency values can be integrated in one Rayonator. The Rayonator with special adjustment is manufactured individually according to your specifications.

The article number 327 refers to a Rayonator with two individually adjustable basic frequency values.



The scope of delivery includes a spherical detector and a 1.5 m connection cable.

MINI-RAYONEX

Art. no.
2033

Rayonex Biomedical GmbH has been manufacturing the Mini-Rayonex for over 30 years now. More than a 100,000 units have been produced so far. As per the 7th of December, 2015, it will be replaced by a new Mini-Rayonex with a stronger intensity.

In our experience, there are many other frequency spectra that are able to activate regulations in our organism, like the frequency spectrum of sunlight regulates the vitamin D balance, the pigmentation and the formation of melatonin. Guided by the principles of bioresonance according to Paul Schmidt the fundamental frequency value 12.5 was integrated into the Mini-Rayonex through a dipole antenna system. Cell biological investigations reveal that this could have a very positive impact on the cell metabolism and the fundamental regulatory capacity of the organism for self-regulation. The studies can be found at: www.rayonex.de/studien

The Mini-Rayonex can be cleaned with a humid cloth, rinsing off under running water is not necessary.

Instructions for use: While lying down and with the label face up, bring the Mini-Rayonex into contact with your body or that of an animal (max. 2 m distance to the body), preferably at night. Should you carry the Mini-Rayonex in your pocket, then please make sure that the label points away from the body.

Dimensions: 9.5 cm x 5.5 cm x 2.0 cm

Weight: 80 g



Mini-Rayonex, set of 5 pcs.

Art. no.
20319

ELO-RAYEX

Art. no.
4051

Electric and magnetic fields can be found in our highly technological world virtually everywhere. Wherever electricity is used, these fields exist. Whether in the office or at home – and unfortunately also in the bedroom – we are often exposed to these fields throughout the day. When examining people who were exposed to electric and magnetic alternating fields for a long time with Bioresonance according to Paul Schmidt, you will always find the same resulting regulation deficits.

Bioresonance according to Paul Schmidt describes these deficits through a total of six special fundamental frequency values (22,50; 40,00; 77,50; 78,50; 89,50; 99,50).

Exactly these six fundamental frequency values have been integrated into the six dipole antenna systems of the ELO-RAYEX in accordance with the principles of Bioresonance according to Paul Schmidt.

The ELO-RAYEX can be cleaned with a humid cloth, rinsing off under running water is not necessary.



For these devices there are interesting cell biological studies show that by means of such fundamental frequency values the regulation ability of cell structures can be affected very positive.

CAR-RAYEX

Art. no.
4052

During a car journey the passengers are exposed to various burdens. Constant and alternating electric or magnetic fields, pulse-modulated fields generated by mobile phones as well as stress are typical burdens during a car ride. The same applies to bus and train journeys. An examination with bioresonance according to Paul Schmidt shows, that people who were exposed to these burdens, always show the same resulting regulation deficits.

Bioresonance according to Paul Schmidt describes these deficits through a total of six special fundamental frequency values (12.50; 82.60; 87.79; 99.75; 86.85; 99.50).

Exactly these six fundamental frequency values have been integrated into the six dipole antenna systems of the CAR-RAYEX in accordance with the principles of bioresonance according to Paul Schmidt and can be harmonized in the organism.



The CAR-RAYEX can be cleaned with a humid cloth, rinsing off under running water is not necessary.

HF-RAYEX

Art. no.
4053

Pulse-modulated radiation from mobile phones, cord-less phones or wireless routers can be found in our highly technological world virtually everywhere. Wherever this type data transmission is used, these fields exist. Whether in the office or at home - and unfortunately also in the bedroom - we are often exposed to these fields throughout the day. When examining people who were exposed to pulse-modulated fields for a long time with bioresonance according to Paul Schmidt, you will always find the same resulting regulation deficits.

Bioresonance according to Paul Schmidt describes these deficits through a total of six special fundamental frequency values (22.50; 34.57; 65.11; 78.65; 86.85; 87.79).

Exactly these six fundamental frequency values have been integrated into the six dipole antenna systems of the HF-RAYEX in accordance with the principles of Bioresonance according to Paul Schmidt and can be harmonized in the organism.

The HF-RAYEX can be cleaned with a humid cloth, rinsing off under running water is not necessary.

For these devices there are interesting cell biological studies show that by means of such fundamental frequency values the regulation ability of cell structures can be affected very positive. The studies can be found at: www.rayonex.de/en/our-service/scientific-research-and-knowledge.



COLLECTION

Art. no.
4060

The scope of delivery includes the MINI-RAYONEX, ELO-RAYEX, HF-RAYEX and CAR-RAYEX





Building-biological measuring instruments

PROFESSIONAL EQUIPMENT FOR BUILDING BIOLOGY

The measuring instruments, devices and products introduced below form an essential part of the work of a building biologist.

Using these measuring instruments under practical conditions is an integral part of the training program for building biologists at the Paul Schmidt Academy.

GIGAHERTZ HIGH-FREQUENCY ANALYSER SET HFE59B

Art. no.
854

Broad-band measuring instrument for the professional assessment of high-frequency load situations. Necessary to determine suitable remediation measures and to examine their effectiveness. User-friendly instrument for professionals. The scope of functions and the design are geared to the building-biological practice

- Measuring range: $0.001 \mu\text{W}/\text{m}^2 \dots 1\,999\,000 \mu\text{W}/\text{m}^2$ (with pre-amplifier and attenuator)
- Frequency range: 800 MHz ... 2 500 MHz (3 300 MHz with additional tolerance) with directional decoupled LogPer antenna
- Frequency range: 27 MHz ... 2 500 MHz (3 300 MHz with additional tolerance) with quasi-isotropic ultra broad-band antenna UBB27_G3
- Accuracy: 3 dB, 5 digits
- Peak value holding function for professional, reproducible measuring results
- switchable between peak value and mean value display
- Radar/UMTS optimization (2 MHz video band width) selectable
- DC output for long-term recordings, audio output, standardized AC output
- Identification of pulsed radiation sources by means of a modulated frequency-proportional audio signal, such as mobile radio communication (GSM, UMTS), cordless telephone systems (DECT), WLAN (Bluetooth), air-traffic control radio

The scope of delivery contains: measuring instrument, attachable directional LogPer antenna with antenna cable, ultra broad-band antenna UBB27_G3 with nut inserts, high-pass filter HP800_G3, amplifier HV10_27G3, attenuator DG20_G3, plastic carrying case, internal NiMH battery, power unit/charger, detailed operating instructions, information on the subject of "electromagnetic smog"



3D-NF-ANALYSER WITH DATA LOGGER NFA 1000

Art. no.
8542

The NFA1000 is the premium device of the NFA series. Of course all common stand-alone characteristics of the NFA series are implemented.

Exclusive highlights in addition to 3D magnetic field measurement:

Three dimensional potential free measurement of the electric field - without any additional „cubes“.

The potential free measurement of a sleeping area at 9 points according to the VDB e.V. provisions is optimally supported by firmware of the NFA1000. NFAsoft performs the frequency- and axis-specific visualisation with a mouse-click.

Earth potential bound electric field measurement with integrated probe or with optional TCO compatible probe TCO3.

An integrated memo function (voice recorder) for the simple evaluation of the measurement / registration.



TECHNICAL DATA

Frequency range: 5 Hz - 1000 KHz (compensated)
Also includes modern switching power supplies
Better than required in the technical annex of the TCO directive for monitor-based workplaces

Measuring range: magnetic flux density: 1 - 19.990 nT

Electric field strength: 0,1 - 1999 V/m

Accuracy: 50 / 60 Hz: +/- 5 %
16 Hz - 30 kHz: +/- 1 dB
5Hz - 1000 kHz: +/- 2 dB

Isotropy deviation: +/- 1,5 dB
offset +/- 5 digits

Sensor: electrical field strength, potential-free 3D electrical field strength, potential-bound magnetic flux density, 3D

Audio analysis: Field strength proportional sound signal (with "Geiger counter" effect, connectible)

Signal evaluation: trueRMS, Peak Value, Peak Hold

Powersupply: 7.4 volt high-performance Li-Ion battery pack (included in delivery), mean operating time in recording mode 36h, battery low status, auto power-off function (deactivates during long-term measurements), power unit/charger (included in delivery).

SCOPE OF DELIVERY:

Measuring device with silicone holder incl. evaluation software

NFAsoft, 4GB SDHC SD-card, USB-cable (only for pc's with Windows or Linux), ultra flexible grounding cable with 1 mm² copper diameter, grounding clamp, internal Li-Ion battery, power unit/charger, detailed instruction manual, plastic carrying case.

3D-MAGNETOSTATIC PROBE MS3-NFA

Art. no.
8662

For connection to the NFA400 / NFA1000.

PRODUCT CHARACTERISTICS:

High-precision, three- or one-dimensional measurement of constant magnetic fields.

Measuring range 100 μ T, resolution 0,1 μ T.

Enables absolute and relative measurements.

Comfortable 9 points measurement of sleeping areas, also without "rials": Fast measured value registration and perfect visualisation with NFAsoft.

Is connected to the CH4 connector of your NFA and supplied with power via the headphone jack (no need for own battery). Therefore the measurements can also be registered and commented upon with the integrated voice recorder.

TECHNICAL DATA

Frequency range: 0 Hz

Measuring range: 10 nT - 100 μ T

Precision: +/- 10% (50% rH, 20°C)

Probe: Hall probe

Audio Analysis: field strength proportional sound signal (with "Geiger counter" effect, connectible)

Power supply: via NFA

SCOPE OF DELIVERY:

Probe with connection cable

User Manual



ELECTROSTATIC PROBE ES-NFA

Art. no.
8670

For connection to the NFA400 / NFA1000.

PRODUCT CHARACTERISTICS:

For measuring the electrostatic charging of surfaces. Helps with the selection of indoor climate favourable materials for e.g. carpets, curtains or other surfaces.

Measurement and control of electrostatic charges in electronic production environments and the paper, textile and plastics industries.

The charging voltage up to +/- 10,000 Volt is displayed with a resolution of 1 V and its polarity. Spacers ensure maintenance of an exact distance to the measured object for simple and precise measurement.

The electrostatic induction measuring method does not use moving parts so that the device is robust and of handy size.

Delivery takes place in an antistatic transport box.

TECHNICAL DATA

Frequency range: 0 Hz

Measuring range: 1 – 10.000 V/m

Precision: +/- 10% (50% rH, 20°C)

Audio analysis: Field strength proportional sound signal (with "Geiger counter" effect, connectible)

Power supply: via NFA



TCO COMPATIBLE PLUG ON PROBE (NFA) TC03

Art. no.
8663


Suitable for NFA400 and NFA1000.

Fulfils exactly the requirements of the TCO directive for measuring alternating electric fields with reference to "ground".

Ideal for acceptance of low-exposed electrical installations.

Is automatically identified by NFA400/1000.

Also enables the measurement of electric fields with a reference ground potential at inaccessible places, without the deforming "lightning conductor effect".



BODY VOLTAGE KIT NFA1000 AK2

Art. no.
8664

With hand electrode and grounding cable. Suitable for measuring the capacitive body coupling ("body voltage") in accordance with the requirements of the standard of the building biology measuring technique.



POTENTIAL FREE MEASURING INSTRUMENT HOLDER (ME+NFA) PM1

Art. no.
8665

For more stability!

- For potential free measuring without connection to the ground potential
- Made of FR4 material
- Suitable for ME and NFA series
- Can be used with or without holster
- Secure stand
- Display clearly visible

SCOPE OF DELIVERY

Potential free measuring instrument holder, short directions



CATOHM EARTH TESTER

Art. no.
235

An important prerequisite for operating the Duplex III bio-field configurator effectively is its connection with a good earthing conductor. The Catohm earth tester will find out in the simplest way, whether the grounding of a socket functions properly. Just plug the appliance into the socket and press the test button. The appliance will display the discharge resistance which should be less than 5 Ohm.

The catohm earth tester can be bought (item No. 235) or, against a small loan charge, in which the cost for packaging and shipping are included, be borrowed (Order number 236).



MEASURING DEVICE

Art. no.
905

For detection of geopathic abnormalities in the relation test. The measurement device is connected between the detector mat and Rayocomp PS 10. Simple to operate, isolation of the test person. Only to be used in combination with 2 spherical detectors, which are not among the materials delivered.




VOLTAGE MEASURING CABLE WITH HAND ELECTRODE FOR FM 10L

Art. no.
869

Voltage measuring cable for measuring the capacitive coupling to body voltage.

Resolution up to 1mV without change of the measuring range





Rayshield

PROFESSIONAL SHIELDING TECHNOLOGY

The first objective of any building-biological investigation is to directly reduce the harmful fields. In order to minimize the impact from electric, magnetic and pulse-modulated fields, the Rayshield product group as introduced below has been developed and launched:

SHIELDING FOIL



The shielding foil is made of a crystalline nickel-iron alloy – a so-called mu-metal – and can reduce magnetic alternating fields. Supply data of the foil: thickness 0.1 mm, length 100 cm and width 15.5 cm. It can be cut to size with scissors to fit the object to be shielded. The foil is self-adhesive.



Should the shielding effect be insufficient, it is possible to add further layers without any problem. The shielding foil is also ideal to shield the low-frequency portion of the disturbance emitted from cables and wires.

The cables will be overlapped and taped with this foiled, thus affording safe protection against magnetic interference or dissemination. The effect of the shielding can be directly measured with a field meter.

- Self-adhesive
- 100 cm x 15,5 cm

RAYSHIELD SHIELDING PAINT

The Rayshield shielding paint is an electrically conductive base coat for shielding against high-frequency electromagnetic radiation (RF) and low-frequency electric fields (LF).

Based on a pure acrylate bonding agent, this shielding paint offers a perfect combination of high screening effectiveness, high water resistance and good ecological properties. For the simultaneous shielding from low-frequency fields, earthing is necessary!

- For use indoors and outdoors.
- Shielding effectiveness in one layer up to 40 dB (99.99%).
- Breathable, low-emissions, solvent-free.
- Lasting corrosion resistance, contains no metal.
- This shielding paint can be applied over all commonly used emulsion paints, colour black
- Spreading rate: indoors c. 7.5 m²/l, outdoors c. 5 m²/l

Substrates: Excellent adhesion to many substrates indoors and outdoors like older coatings, wallpapers, plaster, concrete, polystyrene, wood, etc.
Rayshield shielding paint can be used directly beneath a thin layer of organic plaster.

Top coatings: Emulsion paints, sol-silicate paints, natural resin paints, wallpapers. Pure mineral coatings are not advisable due to adhesion problems!

Colour: black

Can be recoated easily with high-quality paints (covering capacity Class I) in two thin layers.

Contents: Water, acrylic polymer, graphite, carbon black, additive, preservatives, carbon fibres.

Earthing necessary!

For earthing we recommend only our special earthing components, which are not included among the materials delivered. See Rayshield earthing set.

The Rayshield shielding paint is available in 2 different containers.



Art. no.
880

1 litre – article number: 880



Art. no.
881

5 litres – article number: 881

RAYSHIELD GROUNDING PLATE SCREW GS

Art. no.
8991

Grounding plate for canopies, fabrics, fleeces, nettings, etc. The both plates are screwed together. On this you have to make a hole in the material.

4 connection sockets.

Scope of delivery:

2 grounding plates 28 x 28 x 6/3 mm, 4 solder plugs



RAYSHIELD GROUNDING PLATE TUBE GT

Art. no.
8971

Grounding plate for earthed installations (e.g. heating tubes).


Stable construction compared with strip earth bands.

3 connection sockets

Scope of delivery:

Grounding plate 80 x 46 x 6 mm, covering cap 85 x 60 x 8 mm, 2 worm drive clamps 12 to 25 mm, 3 solder plugs

Cable is not included, we recommend our pre-assembled cables GC.



RAYSHIELD GROUNDING PLATE WALL GW 58


Art. no.
8961

Grounding plate for shielding paints, nettings, fleeces, etc. for interior use.

Quadratic design for mounting next to an electrical outlet.

Per serie of connected areas there is one GW required. 3 connection sockets.

Scope of delivery: grounding plate 75 x 75 x 6 mm, covering cap 80 x 80 x 8 mm, 4 screws, 4 dowels, 3 solder plugs



RAYSHIELD GROUNDING PLUG GP

Art. no.
8931

Grounding plug for CEE-7/4 and CEE-7/7 socket-outlets.


For German and French Schuko systems.

The plug can just be loose pushed in, but should be better screwed together with the socket cover.

4 connection sockets

Scope of delivery:

Grounding plug 38 x 26 mm, covering cap 55 x 42 x 8 mm, 2 screws for standard socket-outlets, 4 solder plugs



RAYSHIELD GROUNDING CABLE GC-200

Grounding cables to connect our grounding components.

With soldered 4 mm gold plugs on both sides. This cables provide a protection against unplugging together with the cover caps.

Cable Ø 2.5 mm. transparent, highly flexible

Lengths: GC-20 (20 cm),
GC-200 (2 m),
GC-500 (5 m)



GC-20 0.2 meter: 8922



GC-200 2.0 meter: 8923



GC-500 5.0 meter: 8924



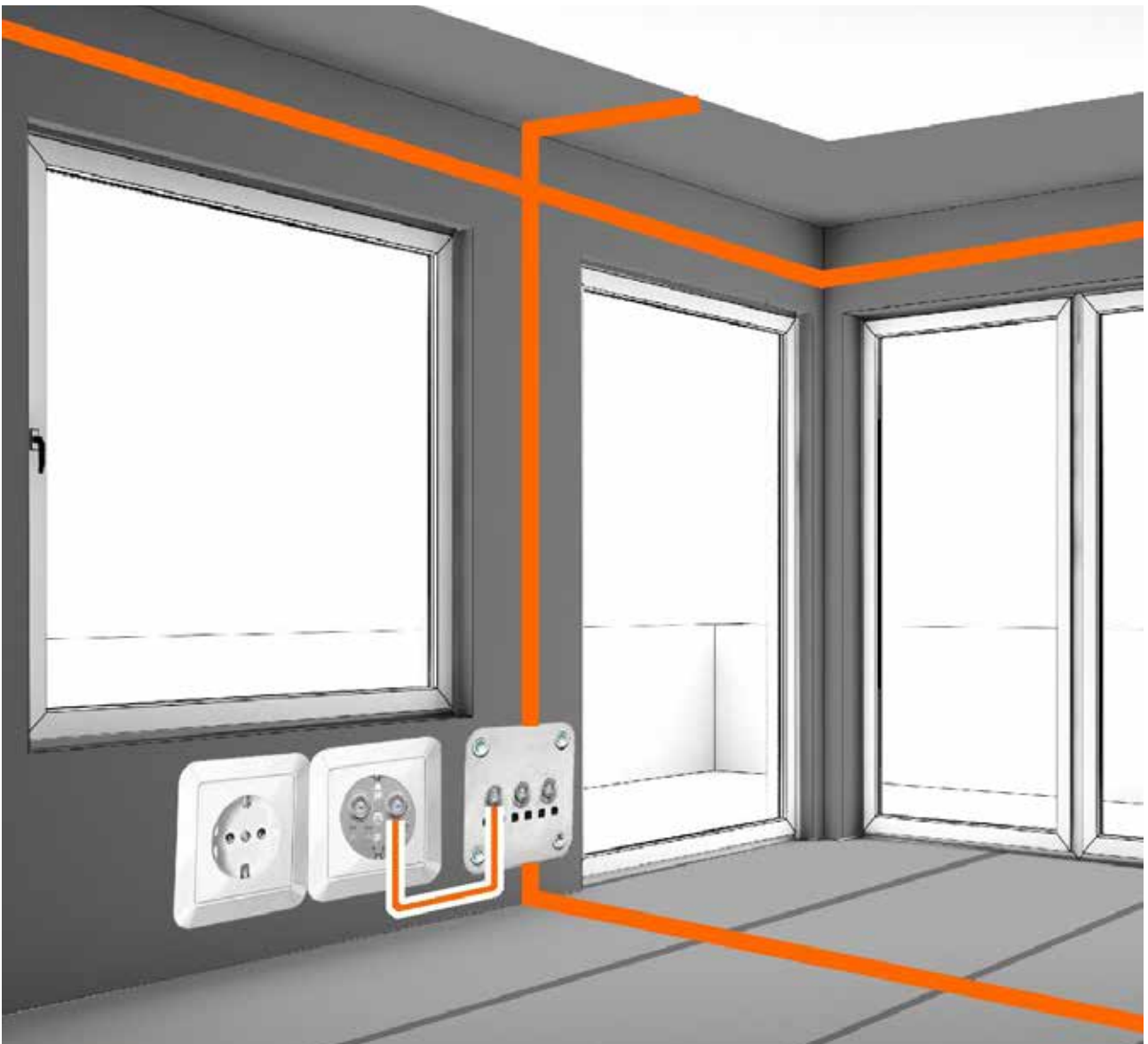
RAYSHIELD SELF-ADHESIVE GROUNDING TAPE EB 2

Art. no.
895

Self-adhesive grounding tape EB 2 to be applied under the shielding paint to cover and bridge cracks in the surface.

The adhesive of the EB 2 is not electrically conductive. EB 2 can only be glued under the materials to be grounded. Will stick with 10 N/cm very well on difficult surfaces due to a new adhesive agent.

- Self-adhesive
- With electrically non-conductive adhesive
- Adhesive power 10 N/cm
- Width: 2 cm, length: 10 m, thickness: 0.1 mm



RAYSHIELD SHIELDING CURTAIN (NATURAL)

Art. no.
890

The Rayshield shielding curtain (natural) is a semi-transparent, unbleached ecological cotton fabric for the protection against high-frequency electromagnetic radiation (HF). Typically used as curtain material.

Features

- Ecological cotton fabric pursuant to Öko-Tex 100 + 1000
- High screening attenuation for cotton
- Excellent value
- Textile features: can be washed, ironed, and sewed
- Quality category: very high


Technical data

- Dimensions: 245 x 260 cm
- Screening effectiveness: 35 dB at 1 GHz
- Colour: Ecru-white
- Raw materials: 82 % cotton, 17 % copper, 1 % silver
- Area weight: 70 g/m²
- Dimensional stability: +/- 3 %
- Test standards: Öko-Tex Standard 100 + 1000

Grounding

Can neither be contacted nor grounded. Low-frequency electric alternating fields (NF) must be reduced by supplementary measures.

We recommend shielding or the disconnection via a demand switch.



Rayshield shielding fleece is a carbon-coated polyester fleece for shielding low-frequency electric fields (NF).

Typical application indoors for walls, ceilings, floors, as wallpaper backing, in dry construction, for loosely laid floor coverings etc. Combined with the EST grounding plug also ideal as "grounded mattress underlay".

Technical data

- Width: 95 cm
- Screening attenuation: 80 dB
- Area weight: 90 g/m²
- Thickness: 0.55 mm
- Colour: black
- Tear strength: 260 N/mm lengthwise, 35 N/mm crosswise
- Materials: polyester, carbon coating
- An expert opinion on the screening attenuation is available on request

To connect two webs, e.g. under a double bed, just overlap the webs and staple them together.

Grounding

The conductive surface can be easily contacted, and thus grounded, in order to shield low-frequency electric alternating fields (NF)! When loosely laid, we recommend our EST grounding plug for proper and professional grounding; in the case of wall installations, we recommend the combination with our ESW grounding set.

For professional grounding we recommend our grounding plug GP (art. no. 8931) with grounding plate screw GS (art. no. 8991).

Grounding cable GC-20, 20 cm (art. no. 8922)

Grounding cable GC-200, 2 m (art. no. 8923)

Grounding cable GC-500, 5 m (art. no. 8924)

Price = per running meter



SHIELDED CONNECTING CABLE (2 M) FOR COLD EQUIPMENT

Art. no.
871

For shielding electric alternating fields. With the adapter laptop C5 (art. no.: 875), also for laptop power supplies. With the adapter C7 (art. no.: 874), also for 2-pole power connections.

- Shielded connection cable for cold equipment, flexible, fine stranded conductors
- Shielding of the electric alternating fields through plastic-coated aluminium tape
- Reduction of the magnetic alternating fields through twisted conductors (SZ stranding)
- Angular earthing pin plug



Technical data

- Length 2 m
- Cable cross section: 1.0 mm²
- Colour: black
- Rated voltage: 250 VAC/50 Hz

SHIELDED EXTENSION CORD WITH GROUNDING CONTACT 3 M

Art. no.
872

- Shielded extension cord with grounding contact, flexible, fine stranded conductors
- Shielding of the electric alternating fields through plastic-coated aluminium tape
- Reduction of the magnetic alternating fields through twisted conductors (SZ stranding)
- Angular earthing pin plug

Technical data

- Length 3 m
- Cable cross section: 1,5 mm²
- Colour: black
- Rated voltage: 250 VAC/50 Hz



SHIELDED EXTENSION CORD WITH GROUNDING CONTACT 5 M

Art. no.
873

- Shielded extension cord with grounding contact, flexible, fine stranded conductors
- Shielding of the electric alternating fields through plastic-coated aluminium tape
- Reduction of the magnetic alternating fields through twisted conductors (SZ stranding)
- Angular earthing pin plug

Technical data

- Length 5 m
- Cable cross section: 1,5 mm²
- Colour: white
- Rated voltage: 250 VAC/50 Hz



ADAPTER, APPLIANCE CABLE ON 2 POLES C7 SMALL APPLIANCES

Art. no.
874

Adapter for cold equipment connecting cable (art. no.: 871) for the connection with 2-pole sockets.



ADAPTER, APPLIANCE CABLE ON 3 POLES C5 LAPTOP

Art. no.
875

Adapter for cold equipment connecting cables (art. no.: 871) for the connection with C5 sockets of laptop power units.



QUADRUPLE SOCKET OUTLET, SHIELDED, WITH SWITCH

Art. no.
876

4 switchable socket outlets with grounding contact. High degree of shielding against electric alternating fields from mains voltage.

- Housing: robust anodized aluminium profile
- 2-pole switch with protective frame against unintentional closing
- Black socket outlets at an angle of 45°, child-proof
- Shielded mains connection cable: 2 m long, 3 x 1.0 mm²
- Integrated decoupling filter
- Supply voltage: 250 V/50 Hz
- Current carrying capacity: 10 A pursuant to IEC 884
- Dimensions: 317 x 52 x 45 mm, without cable





Goldkind.Pro®

GOLDKIND.PRO® - THE EASIEST WAY TO PROTECT A BABY OR SMALL CHILD FROM PULSE-MODULATED RADIATION.

Babies and toddlers today are exposed to completely different stresses than they were 20 years ago. Impulse modulated radiation from WLAN routers, mobile phones, cordless phones, Bluetooth, baby phones, etc. can be found almost everywhere. We cannot avoid these strains.

The Federal Office for Radiation Protection advises:

"Minimizing radiation exposure for children is particularly important. They are still in development and could therefore be more sensitive to health effects."

It is much wiser to reduce the stress on the organism at an early stage than to treat the illnesses resulting from the stress later on. This philosophy corresponds exactly to the cause-oriented approach of bioresonance according to Paul Schmidt. For this reason, Rayonex Biomedical GmbH invested a lot of time and effort in the development of the Goldkind.Pro® high-performance fabric for shielding pulse-modulated radiation. Goldkind.Pro® offers both a complete solution for cribs, which makes it

possible to reduce up to 99.999% of the rays that we are exposed to day and night through more and more WLAN-enabled devices. On the other hand, Rayonex Biomedical GmbH also offers the Goldkind.Pro® fabric as yard goods, so that you can creatively process the Goldkind.Pro® fabric for your own applications, such as curtains, clothing, bed linen, canopies, etc. The Goldkind.Pro® fabric offers up to 55 dB electromagnetic radiation attenuation, which corresponds to the reduction of up to 99.999 % of pulse-modulated radiation described above. Of course, it does not fully protect against low-frequency spectra, such as those from the frequency band in which Schumann resonances are found. Extensive certificates, such as Öko-Tex 100 for baby articles, cytotoxicity tests according to DIN EN ISO 10993-5, dermatological tests, skin irritation tests, EMC certificates, etc. prove the exceptional quality of the Goldkind.Pro® high-performance fabric. Goldkind.Pro® reliably protects against high-frequency electromagnetic radiation, so that a calming break can be found from the influences of our technological world.

GOLDKIND.PRO® – RADIATION PROTECTION CANOPY



WOODEN STAND NATURAL OR WHITE, FREE-STANDING FOR BEDS UP TO 140 X 70 CM

If you already have a baby or crib, the Goldkind.Pro® canopy for existing baby bed and crib is just the thing. It can be set up very quickly and is very easy to put on the cot. The foot of the stand disappears under the bed to save space. This provides a very simple and uncomplicated shielding against high-frequency electromagnetic radiation. The canopy is made of Goldkind.Pro® high-performance fabric, which safely reduces the following high-frequency, electromagnetic and pulse-modulated radiation: Radio & TV, ISM434, LTE, ISM868, TETRA, GSM, DECT, UMTS, WLAN, microwave, Bluetooth, WiFi, LTE2.6, WiMAX, 5GHz WLAN, PAR radar, radio relay.

Please note that you need and make sure you order a suitable Goldkind.Pro® mattress underlay for your existing bed. If the size you require is not available, you can also order the Goldkind.Pro® high-performance fabric by the metre and adapt it yourself as a mattress underlay.

Highlights:

- Retrofit solution for existing cribs
- Dermatologically tested
- Highly permeable to air
- Highly transparent
- Antibacterial, fungicidal (reduces bacteria, odour, etc.)
- Protects against mosquitoes and insects
- Small package size, easily foldable
- Easy to handle, easy to assemble
- Washable

Scope of delivery:

- Wooden stand, available in beech natural or white
- Canopy made of Goldkind.Pro® high-performance fabric
- Assembly instructions including washing instructions

Variant 1 (natural) – Art. no. 50200

Variant 2 (white) – Art. no. 50205



GOLDKIND.PRO® – BABY COT



INCLUDING CANOPY AND MATTRESS UNDERLAY

As a complete solution Rayonex also offers a baby or child bed in natural beech or white beech. The bed, the matching Goldkind.Pro® canopy and the matching Goldkind.Pro® mattress underlay are included in the scope of delivery. The bed has a lying surface of 88 cm x 55 cm. The canopy and the mattress underlay are made of Goldkind.Pro® high-performance fabric, which safely reduces the following high-frequency, electromagnetic and pulse-modulated radiation: Radio & TV, ISM434, LTE, ISM868, TETRA, GSM, DECT, UMTS, WLAN, microwave, Bluetooth, WiFi, LTE2.6, WiMAX, 5GHz WLAN, PAR radar, relay radio.

Highlights:

- ✓ Perfect as a complete solution when there is no baby bed or crib
- ✓ Dermatologically tested
- ✓ Highly permeable to air
- ✓ Highly transparent
- ✓ Antibacterial, fungicidal (reduces bacteria, odour, etc.)
- ✓ Protects against mosquitoes and insects
- ✓ Small package size, easily foldable
- ✓ Easy to handle, easy to assemble
- ✓ Washable

Scope of delivery:

- ✓ Bed in natural beech or white beech with a lying surface of 88 cm x 55 cm
- ✓ Radiation protection canopy made of Goldkind.Pro® high-performance fabric
- ✓ Goldkind.Pro® -High-performance fabric as mattress pad
- ✓ Assembly instructions including washing instructions

Variant 3 (natural) – Art. no. 50210

Variant 4 (white) – Art. no. 50215



GOLDKIND.PRO® - BABY COT

- FOR EXISTING BABY AND CHILD BEDS -



Since the electromagnetic radiation does not only act from above or from the side, but also from below, a suitable Goldkind.Pro® mattress underlay is required for all-round protection. Three sizes are available: 88 cm x 55 cm, 120 cm x 60 cm and 140 cm x 70 cm. This makes the Goldkind.Pro® mattress underlay a necessary and perfect addition to the Goldkind.Pro® canopy for existing baby and children's beds.

Note:

If the size you require is not available, you can also order the Goldkind.Pro® high-performance fabric by the metre and adapt it yourself as a mattress underlay.

Highlights:

- ✓ Retrofit solution for existing cribs
- ✓ Dermatologically tested
- ✓ Highly permeable to air
- ✓ Highly transparent
- ✓ Antibacterial, fungicidal (reduces bacteria, odour, etc.)
- ✓ Protects against mosquitoes and insects
- ✓ Small package size, easily foldable
- ✓ Easy handling
- ✓ Washable

Scope of delivery:

- ✓ Goldkind.Pro®-High-performance fabric as mattress pad in size ordered
- ✓ Instructions for use including washing instructions

Variant 5 (88 x 55 cm) - Art. no. 50220

Variant 6 (120 x 60 cm) - Art. no. 50225

Variant 7 (140 x 70 cm) - Art. no. 50230



Breadth: 1.45 cm

Would you like to make your own curtain, clothing, bed linen, canopy or other individual product from the Goldkind.Pro® high-performance fabric? No problem! We also supply the Goldkind.Pro® high-performance fabric by the metre. The Goldkind.Pro® high performance fabric has a width of approx. 145 cm and can be ordered in lengths of 1 m, 2 m, 3 m, etc.

Highlights:

- ✓ Perfect for individual solutions
- ✓ Dermatologically tested
- ✓ Highly permeable to air
- ✓ Highly transparent
- ✓ Antibacterial, fungicide (reduces bacteria, odour, etc.)
- ✓ Protects against mosquitoes and insects
- ✓ Small package size, easily foldable
- ✓ Easy handling
- ✓ Washable

Scope of delivery:

- ✓ Goldkind.Pro®-High-performance fabric with a width of approx. 145 cm in the length ordered
- ✓ Washing instructions





Training as certified bioresonance therapist according to Paul Schmidt

More than 1000 new therapists worldwide use bioresonance according to Paul Schmidt every year. The focus is on the efficient and successful use of the Rayocomp PS 10 and the Rayocomp PS1000 polar 4.0 as well as the cause-oriented approach.

For a long time, Rayonex Biomedical GmbH has pursued the goal of standardizing the application of bioresonance according to Paul Schmidt. The Rayonex Wiki, which now has more than 530 training videos, was a first step in that direction. From our point of view, the enormous therapeutic successes of the system can only be compared by a standardized application and will ultimately be usable again for all. Now training with the Rayonex Wiki is an important component and indispensable as a constant source of information.

In addition, however, there is great national and international interest in intensive, personal training.

In almost one year of development work, the new 5-day course for certified bioresonance therapists according to Paul Schmidt was born. A team of 14 bioresonance experts developed the new training course.

In the five-day course, a total of 15 training modules with more than 500 slides present all the essential

basics of bioresonance applications and then put them into practice on the devices. The course ends on the fifth day with a 45 minute exam. After passing the exam, each course participant receives his training certificate and the appointment: **Certified bioresonance therapist according to Paul Schmidt®**


The courses will take place in the Sauerland Pyramids in Lennestadt-Meggen. They start each morning at 09.00 clock. This is followed by a lunch break from 12.30 to 13.30 The courses end at about 17.30 pm.

Lunch is already included in the course fee and will take place in the Galileo Park of the Sauerland Pyramids, if needed.

Two experienced trainers supervise a maximum of 5- students during the 16 day course, so that an individual training can be carried out. Devices (Rayocomp PS 10, Rayocomp PS 1000 polar 4.0 and accessories) will be provided for the duration of the course, as well as comprehensive course materials. All persons who practice a healing profession are eligible to participate. Previous knowledge of bioresonance is not mandatory.



Presented by:



35 JAHRE



Biomedical GmbH

Rayonex Biomedical GmbH

Sauerland-Pyramiden 1, 57368 Lennestadt (Germany)

Tel.: +49 2721 6006-0 | Fax: +49 2721 6006-66

info@rayonex.de | www.rayonex.de

© Art. no.: 90016EN | Rev001 | Version: 07.01.2020